TENNESSEE D.O.T.
DESIGN DIVISION
FILE NO.

TYPE	YEAR	PROJECT NO.	SHEET NO.
R.O.W.	2014	NH-I-640-7(161)	14
CONST.	2015	NH-I-640-7(161)	14

KNOX CO. I-640
47008-3150-44 (CONST.)

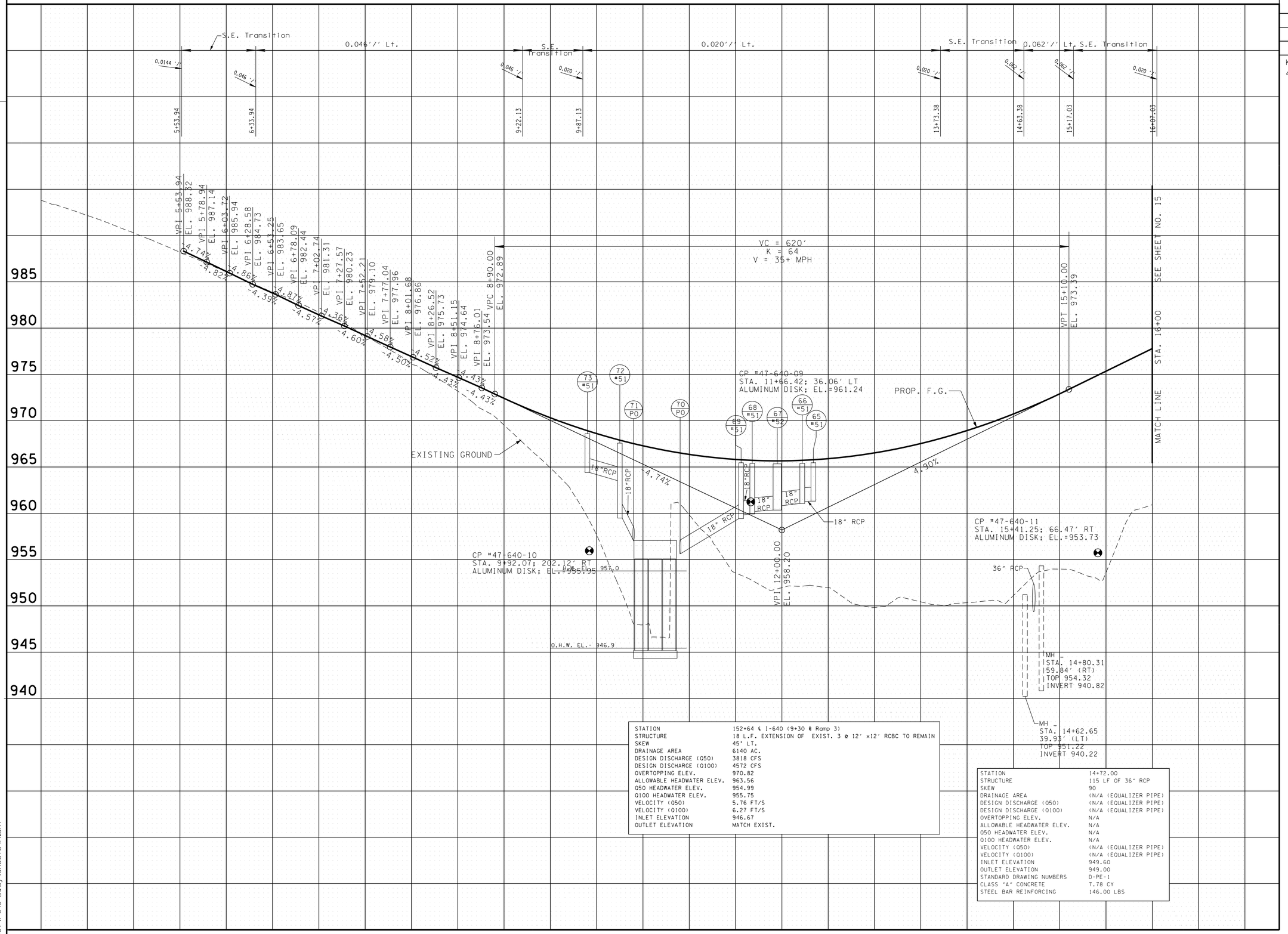

STATION	152+64 ℄ I-640 (9+30 @ Ramp 3)
STRUCTURE	18 L.F. EXTENSION OF EXIST. 3 @ 12' ×12' RCBC TO REMAIN
SKEW	45° LT.
DRAINAGE AREA	6140 AC.
DESIGN DISCHARGE (Q50)	3818 CFS
DESIGN DISCHARGE (Q100)	4572 CFS
OVERTOPPING ELEV.	970.82
ALLOWABLE HEADWATER ELEV.	963.56
Q50 HEADWATER ELEV.	954.99
Q100 HEADWATER ELEV.	955.75
VELOCITY (Q50)	5.76 FT/S
VELOCITY (Q100)	6.27 FT/S
INLET ELEVATION	946.67
OUTLET ELEVATION	MATCH EXIST.

STATION	14+72.00
STRUCTURE	115 LF OF 36" RCP
SKEW	90
DRAINAGE AREA	(N/A (EQUALIZER PIPE)
DESIGN DISCHARGE (Q50)	(N/A (EQUALIZER PIPE)
DESIGN DISCHARGE (Q100)	(N/A (EQUALIZER PIPE)
OVERTOPPING ELEV.	N/A
ALLOWABLE HEADWATER ELEV.	N/A
Q50 HEADWATER ELEV.	N/A
Q100 HEADWATER ELEV.	N/A
VELOCITY (Q50)	(N/A (EQUALIZER PIPE)
VELOCITY (Q100)	(N/A (EQUALIZER PIPE)
INLET ELEVATION	949.60
OUTLET ELEVATION	949.00
STANDARD DRAWING NUMBERS	D-PE-1
CLASS "A" CONCRETE	7.78 CY
STEEL BAR REINFORCING	146.00 LBS

SEALED BY





STATE OF TENNESSEE
DEPARTMENT OF TRANSPORTATION

PROFILE

RAMP 3

STA. 6+00.00 TO STA. 16+00.00

SCALE: 1"= 50' HORIZ.
1"=5' VERT.

9/18/2015 9:45:18 AM
M:\TDOT\I-640-Bwoy\Sheets\14.sht